

TU860

ABB Ability™ System 800xA® hardware selector



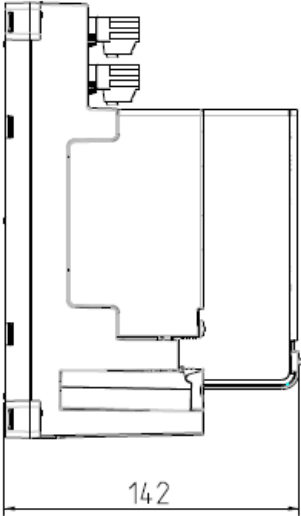
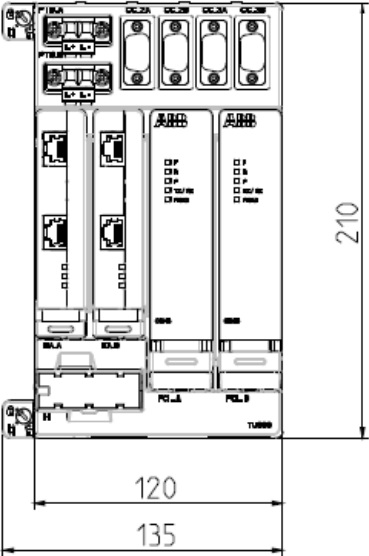
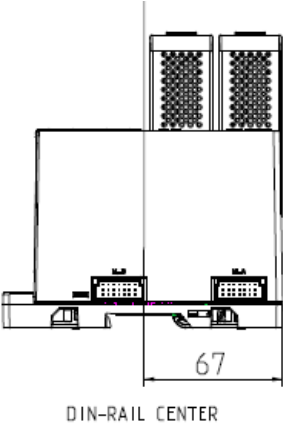
S800 I/O is a comprehensive, distributed, and modular process I/O system that communicates with parent controllers over industry-standard fieldbus technology.

The TU860 is an MTU for S800 I/O on Ethernet and connects up to 12 single or redundant S 800I/O Modules and Module Termination Units and hosts single or redundant Ethernet Adapters (TC810, TC811) and Ethernet FCI Communications Interface Modules (CI845s) for reliable communications with the AC 800M process controllers.

Features and benefits

- Two mounting slots for connecting single/redundant CI845 FCI modules
- Two mounting slots for connecting single/redundant Ethernet Adapters
- Two connectors for connecting single/redundant 24 V power supplies
- Two Modulebus connectors for connecting the I/O cluster (only S800 I/O modules can be connected)
- Mountable on a 35 mm DIN rail

More info



General info	
Article number	3BSE078710R1
Communication protocol	Ethernet
Type	MTU for Ethernet FCI (S800 I/O)
Mechanics	Select I/O

Detailed data	
Installation in Hazardous Area/Locations	Yes/Yes

Environment and certification	
Temperature, Operating	-40°C (-40°F) to +70°C (158°F)
Temperature, Storage	-40°C (-40°F) to +85°C (185°F)
Pollution degree	Pollution Degree 2 acc. to IEC 60664-1
Relative humidity	5 to 95 % no condensation
Altitude	-1000 to 5000 m (restrictions apply)
Mechanical operating conditions	IEC 61131-2
EMC	IEC/EN 61000-6-4, IEC/EN 61000-6-2
Overvoltage categories	Category II acc. to IEC 60664-1
Protection class	IP20 acc. to IEC 60529
CE-marking	Yes
UKCA	Yes
Electrical Safety	IEC/EN 61010-1 UL 61010-1 CSA-C22.2 No. 61010-1-12 IEC/EN 61010-2-201 UL 61010-2-201 CSA C22.2 No. 61010-2-201
Marine certification	DNV, ABS
Corrosive atmosphere	G3
RoHS compliance	EU RoHS, UAE RoHS, CN RoHS
WEEE compliance	EU
Hazardous Area ATEX	II 3G Ex nA IIC T5 Gc
Hazardous Area IECEx	No
Hazardous Location US/CAN	cULus CL I, ZN 2, AEx ec IIC T4 Gc, Ex ec IIC T4 Gc X CL I, ZN 2, AEx nA IIC T4 Gc, Ex nA IIC T4 Gc X CL I, DIV 2, Groups A-D T4
Hazardous Area CCC	No

Dimensions	
Width	135 mm (5.31 in.)
Depth	95.5 mm (3.76 in.)
Height	210 mm (8.26 in.)
Weight (including base)	500 g (1.1 lbs)

solutions.abb/freelance
solutions.abb/controlsystems

We reserve the right to make technical changes to the products or modify the contents of this document without prior notice. With regard to purchase orders, the agreed particulars shall prevail. ABB does not assume any responsibility for any errors or incomplete information in this document.

We reserve all rights to this document and the items and images it contains. The reproduction, disclosure to third parties or the use of the content of this document – including parts thereof – are prohibited without ABB's prior written permission.

Copyright© 2024 ABB All rights reserved